



U.S. DEPARTMENT OF EDUCATION

## Education Stabilization Fund

ESF / ESF Reporting / HEER - 077797181 - Year Two - Page 19 - Review

## HEER

Submitted

## Recipient Reporting Data Collection - Year Two

Submitted: kmwerner@captechu.edu - 5/6/2022, 5:31:42 PM

## Page 19 - Review

## General Information

Institutions must provide complete answers to each question. However, for the second annual report covering January 1, 2021-December 31, 2021, institutions have the option of taking more time to submit answers to questions marked with a clock symbol ⌚. Institutions can submit answers to questions marked with a clock symbol ⌚ in early 2022 as part of the second annual report (in alignment with the table above) OR in early 2023 as part of the third annual reporting process. Starting with the third annual report, institutions must provide answers to all questions including those marked with a clock symbol ⌚ per the reporting schedule in the table above.

## 1) Institutional Identifiers and Contact Information:

a) Institution Name  
CAPITOL TECHNOLOGY UNIVERSITYDUNS #  
077797181

HEER (CANA)

## b) Identify the applicable OPEID(s) for this annual report:

OPEID  
00143600

## c) Identify the applicable IPEDS unitid(s) for this annual report:

Unitid  
162061

## d) For this annual report, please report on these HEERF grant PR/Award Numbers:

PR/Award Number (Program) / Award Amount  
P425E201057 (Student Aid) / \$811,539PR/Award Number (Program) / Award Amount  
P425F204332 (Institutional Portion) / \$1,032,552PR/Award Number (Program) / Award Amount  
P425M200854 (Strengthening Institutions Program) / \$81,470PR/Award Number (Program) / Award Amount  
P425M200996 (Strengthening Institutions Program) / \$14,310PR/Award Number (Program) / Award Amount  
P425N200621 (Fund for the Improvement of Postsecondary Education) / \$197,025PR/Award Number (Program) / Award Amount  
P425N200804 (Fund for the Improvement of Postsecondary Education) / \$0

## 2) Did you expend all of your HEERF I, II, &amp; III funds available prior to the end of the reporting period, making this your final annual report?

Yes

No

*Institutions that expended all of their HEERF funds in calendar year 2021 may need to finalize their calendar year 2021 reporting in early 2023 if they choose to delay reporting on the questions labeled with a clock symbol ⌚ until the early 2023 reporting timeframe.*

## Websites

## 3) Reporting on institution websites:

- a) **HEERF quarterly reporting webpage URL:**  
Quarterly Reporting URL  
[https://mycapitol.captechu.edu/ICS/Public\\_Information/Emergency\\_Response.jnz](https://mycapitol.captechu.edu/ICS/Public_Information/Emergency_Response.jnz)
- b) **Student Portion Reporting:** Provide all active website URLs posted by your campus, or by the institution on behalf of your campus(es), as required by the public posting requirement from the May 13, 2021 notice in the Federal Register for the student portion including any active URLs that provide archived information.  
Student Portion URL  
[https://mycapitol.captechu.edu/ICS/College\\_Offices/Financial\\_Aid\\_Office/Home.jnz?portlet=Handouts](https://mycapitol.captechu.edu/ICS/College_Offices/Financial_Aid_Office/Home.jnz?portlet=Handouts)  
  
See <https://www.federalregister.gov/d/2021-10196>.
- c) **Institutional Portion, (a)(1), (a)(2), and (a)(3) reporting:** Provide all active website URLs posted by your campus, or by the institution on behalf of your campus(es), as required by the Quarterly Public Reporting Form for (HEERF I, II, III) (a)(1), (a)(2), and (a)(3) Institutional Portion including any active URLs that provide archived information.  
Institutional Portion URL  
[https://mycapitol.captechu.edu/ICS/Public\\_Information/Emergency\\_Response.jnz](https://mycapitol.captechu.edu/ICS/Public_Information/Emergency_Response.jnz)  
  
See <https://www2.ed.gov/about/offices/list/ope/heerfreporting.html>.

## How Aid Helped

### 4) How has HEERF helped your institution and your students?

- a) **HEERF enabled my institution to continue offering planned programs (i.e., programs of study listed in our course catalog) that were at risk of discontinuation due to pandemic-related factors**

Strongly disagree	Disagree	Neutral	Agree	<b>Strongly agree</b>	N/A	Unable to Determine
-------------------	----------	---------	-------	-----------------------	-----	---------------------

- b) **HEERF enabled my institution to keep student net prices similar to pre-pandemic levels**

Strongly disagree	Disagree	Neutral	<b>Agree</b>	Strongly agree	N/A	Unable to Determine
-------------------	----------	---------	--------------	----------------	-----	---------------------

*Net price refers to costs covered by students and their families and is calculated by adding tuition, fees, books, supplies, and living costs and subtracting grant and/or scholarship aid (e.g., Pell grants, school-based grants, merit scholarships)*

- c) **HEERF enabled my institution to keep students enrolled by providing them with electronic devices and Internet access**

Strongly disagree	Disagree	<b>Neutral</b>	Agree	Strongly agree	N/A	Unable to Determine
-------------------	----------	----------------	-------	----------------	-----	---------------------

- d) **HEERF enabled my institution to keep students enrolled who were at risk of dropping out due to pandemic-related factors by providing direct financial support to students**

Strongly disagree	Disagree	Neutral	Agree	<b>Strongly agree</b>	N/A	Unable to Determine
-------------------	----------	---------	-------	-----------------------	-----	---------------------

- e) **HEERF enabled my institution to keep faculty, staff, employees, and contractors at full salary levels who were at risk of unemployment due to pandemic-related factors**

Strongly disagree	Disagree	Neutral	Agree	<b>Strongly agree</b>	N/A	Unable to Determine
-------------------	----------	---------	-------	-----------------------	-----	---------------------

- f) **HEERF enabled my institution to purchase COVID tests, health screening, and the healthcare needed to help students and faculty**

Strongly disagree	Disagree	Neutral	Agree	<b>Strongly agree</b>	N/A	Unable to Determine
-------------------	----------	---------	-------	-----------------------	-----	---------------------

## Aid Determination

- 5) How did your institution determine which students received emergency financial aid grants to students and how much each student would receive? Please indicate if any of the following strategies were used at least once during the reporting period

a) Did you ask students to apply for funds?

Yes	No
-----	----

i) Did you use that application to determine the amount of a student's emergency financial aid grant?

Yes	No
-----	----

1) What needs did you prioritize to determine the amount of the student's award?

a) Food

Yes	No
-----	----

b) Housing

Yes	No
-----	----

c) Course materials (non-technology)

Yes	No
-----	----

d) Technology

Yes	No
-----	----

e) Health care

Yes	No
-----	----

f) Child care

Yes	No
-----	----

g) Transportation

Yes	No
-----	----

h) Lost income (e.g., Loss of Employment/Reduced Income)

Yes	No
-----	----

i) Other

Yes	No
-----	----

2) Did your application require students to submit supporting documentation of their needs or difficulty meeting expenses?

Yes	No
-----	----

b) Did you use any institutional administrative data (pre-existing data that did not come from a HEERF-specific application form) in determining the amount of funds awarded to students?

Yes	No
-----	----

i) Which of these student factors did you prioritize in the grant determination process?

1) Enrollment intensity (i.e., full-time/part-time status, number of credits the student is taking, etc.)

Yes	No
-----	----

2) Location (i.e., branch campus)

Yes	No
-----	----

3) Pell Grant eligibility

Yes	No
-----	----

4) FAFSA data elements

Yes	No
-----	----

5) On-campus/distance education status

Yes	No
-----	----

6) On-campus/off-campus living arrangements

Yes	No
-----	----

7) Academic level	<div>Yes</div>	<div>No</div>
8) Other	<div>Yes</div>	<div>No</div>

c) Did your institution use a specific methodology to calculate award amounts that is captured in a flowchart, set of equations, a formula, or other documentation?

<div>Yes</div>	<div>No</div>
----------------	---------------

Aid Distribution

6) How did your institution distribute the emergency financial aid grants to students?

a) Checks	<div>Yes</div>	<div>No</div>
b) Electronic funds transfer /Direct deposit	<div>Yes</div>	<div>No</div>
c) Debit cards	<div>Yes</div>	<div>No</div>
d) Payment apps	<div>Yes</div>	<div>No</div>
e) Other	<div>Yes</div>	<div>No</div>

Emergency Grants - Guidance

7) Did your institution provide any instructions, directions, or guidance to students (e.g., FAQs) about the emergency financial aid grants upon disbursement?

<div>Yes</div>	<div>No</div>
----------------	---------------

Emergency Grants - Counts, Student, and Institution Funds

8) What percentage of students received emergency grants and how much did students receive in emergency grants by fund type and student type?

**Note:** In early 2022, for the second annual report covering January 1, 2021-December 31, 2021, institutions have the option of taking more time to submit answers to questions marked with a clock symbol ⌚. Institutions can submit answers to questions marked with a clock symbol ⌚ in early 2022 as part of the second annual report (in alignment with the reporting schedule at the beginning of this data collection form) OR in early 2023 along with reporting the third annual report

a) Complete the following table:

When IPEDS definitions apply (categories labeled with "(IPEDS categories)" in the form), use the same category for each student that is used to report to IPEDS. For the second and third annual HEERF reports (reporting on calendar years 2021 and 2022 in early 2022 and early 2023 respectively), if a student is not reported to IPEDS, for example because they are not enrolled for credit in courses that could lead to an award, then report that student under "Students not categorized in IPEDS." In the fourth, and fifth annual HEERF reports "Students not categorized in IPEDS" will no longer be an option in the form and institutions will need to track all of their students (regardless of if they would be included in IPEDS enrollment counts) and categorize them using the IPEDS classification methodology

**Emergency Financial Aid Grants Awarded to Students:** Report only disbursements related to Emergency Financial Aid Grants including using those grants to satisfy outstanding accounts. Any disbursements unrelated to Emergency Financial Aid Grants should not be included in the reported expenditures

	Undergraduate <sub>6</sub> full-time <sub>7</sub> Pell grant	Undergraduate <sub>6</sub> full-time <sub>7</sub> Non- Pell grant	Undergraduate <sub>6</sub> part-time Pell grant recipients	Undergraduate <sub>6</sub> part-time Non- Pell grant	Graduate full-time recipients	Graduate part-time recipients	Total
--	--------------------------------------------------------------------	-------------------------------------------------------------------------	------------------------------------------------------------------	------------------------------------------------------------	-------------------------------------	-------------------------------------	-------

	recipients <sub>8</sub>	recipients <sub>9</sub>		recipients			
Number of Students How many students were enrolled? (unduplicated count for the reporting period)	Number 159	Number 206	Number 12	Number 47	Number 181	Number 173	T... 77
Number of HEERF Student Recipients – Emergency Grants to Students (unduplicated) How many students received HEERF emergency financial aid grants? (unduplicated across all HEERF sections)	Number 119	Number 78	Number 8	Number 4	Number 0	Number 0	T... 20
HEERF (a)(1) Student Aid Portion Amount Disbursed What was the amount disbursed directly to students as Emergency Financial Aid Grants?	Amount \$ 404,960	Amount \$ 230,076	Amount \$ 22,187	Amount \$ 9,983	Amount \$ 0	Amount \$ 0	T... \$6
HEERF (a)(1) Student Aid Portion Amount Disbursed What was the amount of Emergency Financial Aid Grants applied to satisfy student's outstanding account balance upon receiving affirmative written consent from students to do so? <i>If funds were not used for this purpose,</i>	Amount \$ 0	Amount \$ 0	Amount \$ 0	Amount \$ 0	Amount \$ 0	Amount \$ 0	T... \$0

report \$0. Include only amounts that benefited students who directly received Emergency Financial Aid Grants.							
HEERF (a)(1) Institutional Portion Amount Disbursed <b>What was the amount disbursed directly to students as Emergency Financial Aid Grants?</b>	Amount \$ 0	Amount \$ 0	Amount \$ 0	Amount \$ 0	Amount \$ 0	Amount \$ 0	T... \$0
HEERF (a)(1) Institutional Portion Amount Disbursed <b>What was the amount of Emergency Financial Aid Grants applied to satisfy student's outstanding account balances?</b> <i>If funds were not used for this purpose, report \$0. Include only amounts that benefited students who directly received Emergency Financial Aid Grants.</i>	Amount \$ 0	Amount \$ 0	Amount \$ 0	Amount \$ 0	Amount \$ 0	Amount \$ 0	T... \$0

<sup>6</sup>For students in both undergraduate and graduate categories, classify as a graduate student.

<sup>7</sup>For students who had multiple enrollment intensities, classify as full-time.

<sup>8</sup>Designate the student as a Pell grant recipient if the student was a Pell grant recipient at any time within the applicable reporting period.

<sup>9</sup>Includes non-FAFSA filers.

## Emergency Grants - (a)(2), (a)(3), and (a)(4) Funds

- 8) What percentage of students received emergency grants and how much did students receive in emergency grants by fund type and student type?

**Note:** In early 2022, for the second annual report covering January 1, 2021-December 31, 2021, institutions have the option of taking more time to submit answers to questions marked with a clock symbol 🕒. Institutions can submit answers to questions marked with a clock symbol 🕒 in early 2022 as part of the second annual report (in alignment with the reporting schedule at the beginning of this data collection form) OR in early 2023 along with reporting the third annual report



## a) Complete the following table:

When IPEDS definitions apply (categories labeled with "(IPEDS categories)" in the form), use the same category for each student that is used to report to IPEDS. For the second and third annual HEERF reports (reporting on calendar years 2021 and 2022 in early 2022 and early 2023 respectively), if a student is not reported to IPEDS, for example because they are not enrolled for credit in courses that could lead to an award, then report that student under "Students not categorized in IPEDS." In the fourth, and fifth annual HEERF reports "Students not categorized in IPEDS" will no longer be an option in the form and institutions will need to track all of their students (regardless of if they would be included in IPEDS enrollment counts) and categorize them using the IPEDS classification methodology

**Emergency Financial Aid Grants Awarded to Students:** Report only disbursements related to Emergency Financial Aid Grants including using those grants to satisfy outstanding accounts. Any disbursements unrelated to Emergency Financial Aid Grants should not be included in the reported expenditures

	Undergraduate <sub>6</sub> full-time <sub>7</sub> Pell grant recipients <sub>8</sub>	Undergraduate <sub>6</sub> full-time <sub>7</sub> Non- Pell grant recipients <sub>9</sub>	Undergraduate <sub>6</sub> part-time Pell grant recipients	Undergraduate <sub>6</sub> part-time Non- Pell grant recipients	Graduate full-time recipients	Graduate part-time recipients	Total
HEERF (a)(2) Amount Disbursed (HBCUs, TCCUs, MSIs, and SIP) What was the amount disbursed directly to students as Emergency Financial Aid Grants? <i>If funds were not used for this purpose, report \$0.</i>	Amount \$ 0	Amount \$ 0	Amount \$ 0	Amount \$ 0	Amount \$ 0	Amount \$ 0	Total \$0.0
HEERF (a)(2) Amount Disbursed (HBCUs, TCCUs, MSIs, and SIP) What was the amount of Emergency Financial Aid Grants applied to satisfy student's outstanding account balances? <i>If funds were not used for this purpose, report \$0. Include only amounts that benefited students who directly received Emergency Financial Aid Grants.</i>	Amount \$ 0	Amount \$ 0	Amount \$ 0	Amount \$ 0	Amount \$ 0	Amount \$ 0	Total \$0.0
HEERF (a)(3) Amount Disbursed (FIPSE & SAIHE) What was the amount disbursed directly to students as Emergency Financial Aid Grants? <i>If funds were not used for this purpose, report \$0.</i>	Amount \$ 0	Amount \$ 0	Amount \$ 0	Amount \$ 0	Amount \$ 0	Amount \$ 0	Total \$0.0

	Undergraduate <sub>6</sub> full-time <sub>7</sub> Pell grant recipients <sub>8</sub>	Undergraduate <sub>6</sub> full-time <sub>7</sub> Non- Pell grant recipients <sub>9</sub>	Undergraduate <sub>6</sub> part-time Pell grant recipients	Undergraduate <sub>6</sub> part-time Non- Pell grant recipients	Graduate full-time recipients	Graduate part-time recipients	Total
Do NOT include funds from the Institutional Resilience and Expanded Postsecondary Opportunity (IREPO) funds as part of this annual performance report.							
HEERF (a)(3) Amount Disbursed (FIPSE & SAIHE) What was the amount of Emergency Financial Aid Grants applied to satisfy student's outstanding account balances? If funds were not used for this purpose, report \$0. Include only amounts that benefited students who directly received Emergency Financial Aid Grants. Do NOT include funds from the Institutional Resilience and Expanded	Amount \$ 0	Amount \$ 0	Amount \$ 0	Amount \$ 0	Amount \$ 0	Amount \$ 0	Total \$0.0


Emergency Grants - Min/Max, Calculated Totals, and Averages

Emergency Grants - Title IV



- 8) What percentage of students received emergency grants and how much did students receive in emergency grants by fund type and student type?  
*Note: In early 2022, for the second annual report covering January 1, 2021-December 31, 2021, institutions have the option of taking more time to submit answers to questions marked with a clock symbol ⌚. Institutions can submit answers to questions marked with a clock symbol ⌚ in early 2022 as part of the second annual report (in alignment with the reporting schedule at the beginning of this data collection form) OR in early 2023 along with reporting the third annual report*
- b) ⌚ Among the students enrolled in your institution, how many were NOT Title IV eligible throughout their enrollment during the reporting period?  
 Enrolled Students Not Eligible  
 369  
  
*Based on the Department's Final Regulations issued on May 14, 2021 (86 FR 26608, available at <https://www.federalregister.gov/d/2021-10190>), students are not required to be eligible for Title IV student financial aid in order to receive HEERF emergency financial aid grants. Title IV eligibility for this question is based on the number of students for whom the institution has received an Institutional Student Information Record (ISIR) plus the number of students who completed any alternative form developed by the institution. In reporting these data, students should be classified as Title IV eligible if they were determined to be Title IV eligible at any point during the reporting period.*
- i) ⌚ The percentage of students enrolled in your institution who were NOT Title IV eligible throughout their enrollment during the reporting period is  
 Percentage of Enrolled Students Not Eligible  
 47.43%
- c) ⌚ Among students who received emergency financial aid grants, how many were NOT Title IV eligible throughout their enrollment during the reporting period?




Students Not Eligible Who Received Grants  
3

- i)  The percentage of students who received emergency financial aid grants who were not Title IV eligible throughout their enrollment during the reporting period is  
Percentage of Students Not Eligible Who Received Grants  
1.44%

## Emergency Grants - Race/Ethnicity

- 8) What percentage of students received emergency grants and how much did students receive in emergency grants by fund type and student type?  
**Note:** In early 2022, for the second annual report covering January 1, 2021-December 31, 2021, institutions have the option of taking more time to submit answers to questions marked with a clock symbol . Institutions can submit answers to questions marked with a clock symbol  in early 2022 as part of the second annual report (in alignment with the reporting schedule at the beginning of this data collection form) OR in early 2023 along with reporting the third annual report



- d)  What number of students were enrolled, what number received emergency grants, and how much grant aid did the students receive by IPEDS race/ethnicity categories?

Race/Ethnicity (IPEDS categories)	Enrolled student count (unduplicated)	Number of students who received at least one Emergency Financial Aid Grant (unduplicated)	What was the total amount of Emergency Financial Aid Grants disbursed to students through all HEERF funds?	Average HEERF Amount Awarded
American Indian or Alaska Native	Count 3	Number 1	Amount \$ 3,228	Amount \$3,228.00
Asian	Count 48	Number 11	Amount \$ 36,289	Amount \$3,299.00
Black or African American	Count 230	Number 52	Amount \$ 165,228	Amount \$3,177.46
Hispanic/Latino	Count 65	Number 24	Amount \$ 69,876	Amount \$2,911.50
Native Hawaiian or Other Pacific Islander	Count 1	Number 0	Amount \$ 0	Amount
White	Count 302	Number 75	Amount \$ 233,784	Amount \$3,117.12
Two or more races	Count 27	Number 4	Amount \$ 13,458	Amount \$3,364.50
Race/ethnicity unknown	Count 97	Number 42	Amount \$ 145,343	Amount \$3,460.55
Nonresident alien	Count 5	Number 0	Amount \$ 0	Amount

- d)  What number of students were enrolled, what number received emergency grants, and how much grant aid did the students receive by IPEDS race/ethnicity categories?


## Emergency Grants – Gender and Age

- 8) What percentage of students received emergency grants and how much did students receive in emergency grants by fund type and student type?

**Note:** In early 2022, for the second annual report covering January 1, 2021-December 31, 2021, institutions have the option of taking more time to submit answers to questions marked with a clock symbol . Institutions can submit answers to questions marked with a clock symbol  in early 2022 as part of the second annual report (in alignment with the reporting schedule at the beginning of this data collection form) OR in early 2023 along with reporting the third annual report

- e)  What number of students were enrolled, what number received emergency grants, and how much grant aid did the students receive by IPEDS gender categories?

Gender/Age (IPEDS categories)	Enrolled student count (unduplicated)	Number of students who received at least one Emergency Financial Aid Grant (unduplicated)	What was the total amount of grants disbursed to students through all HEERF funds?	Average HEERF Amount Awarded
Men	Count 610	Number 163	Amount \$ 525,784	Amount \$3,225.67
Women	Count 167	Number 45	Amount \$ 141,250	Amount \$3,138.89
Students not categorized in IPEDS	Count 1	Number 1	Amount \$ 172	Amount \$172.00

- f)  What number of students were enrolled, what number received emergency grants and how much grant aid did the students receive by IPEDS age categories?

Institutions should follow IPEDS Fall enrollment guidelines ( <https://nces.ed.gov/ipeds/use-the-data/survey-components/8/fall-enrollment> ) for when to capture a student's age. For example, institutions operating on a traditional academic year calendar (semester, trimester, quarter, or 4-1-4) report Fall enrollment as of the institution's official fall reporting date or October 15. Institutions operating on a calendar that differs by program or that enrolls students on a continuous basis (referred to as program reporters) report Fall enrollment as students enrolled any time during the period August 1 and October 31.

Ages 25 and older	Count 490	Number 51	Amount \$ 161,133	Amount \$3,159.47
Ages 24 and younger	Count 287	Number 158	Amount \$ 506,073	Amount \$3,202.99
Age not available in administrative records (e.g., IPEDS, FAFSA, etc.)	Count 1	Number 0	Amount \$ 0	Amount

## Institutional Expenditures

## Lost Revenue





## Enrollment - Academic

- 10) Provide the unduplicated count of students who were enrolled at least once as a degree/certificate seeking student within the reporting period and their enrollment status at the end reporting period. The three statuses (completed,

withdrawn, and still enrolled) need to add up to the total number of students enrolled.

## Calendar year 2021: Enrollment status for all degree/certificate seeking students

a) Complete the following table for the applicable reporting period

	Number of degree/certificate seeking students	Number of degree/certificate seeking students who completed a program at your institution during the reporting period	Number of degree/certificate seeking students who did not complete during the reporting period but were still enrolled at your institution (i.e., last enrollment record at the end of the reporting period is not a withdraw record)	Number of degree/certificate seeking students who did not complete and withdrew from your institution (i.e., no completion record during the reporting period and the last enrollment record at the end of the reporting period is a withdraw record)
<b>Academic level</b> <b>UNDERGRADUATE STUDENTS</b> <i>For students in both undergraduate and graduate categories, classify as a graduate student</i>	Number 424	Number 65	Number 276	Number 83
<b>Academic level</b> <b>GRADUATE STUDENTS</b> <i>For students in both undergraduate and graduate categories, classify as a graduate student</i>	Number 354	Number 107	Number 187	Number 60
<b>Pell grant status (undergraduates only)</b>  <b>PELL GRANT RECIPIENTS</b> <i>Designate the student as a Pell grant recipient if the student was a Pell grant recipient at any time within the applicable reporting period</i>	Number	Number	Number	Number
<b>Pell grant status (undergraduates only)</b>  <b>NON-PELL GRANT RECIPIENTS</b> <i>Designate the student as a Pell grant recipient if the student was a Pell grant recipient at any time within the applicable reporting period</i>	Number	Number	Number	Number
<b>Enrollment intensity</b>  <b>PART-TIME</b> <i>For students who had multiple enrollment intensities, classify as full-time</i>	Number	Number	Number	Number
<b>Enrollment intensity</b>  <b>FULL-TIME</b> <i>For students who had multiple enrollment intensities, classify as full-time</i>	Number	Number	Number	Number

## Calendar year 2020: Enrollment status for all degree/certificate seeking students

## b) Complete the following table

This table provides a historical comparison point for the current reporting period and since it is historical information it does not have to be updated on an annual basis. Institutions should submit responses in the early 2022 data collection process. However, if institutions need more time, they can submit responses in the early 2023 data collection process

	Number of degree/certificate seeking students enrolled during the calendar year	Number of degree/certificate seeking students who completed a program at your institution during the calendar year	Number of degree/certificate seeking students who did not complete calendar year but were still enrolled at your institution (i.e., last enrollment record at the end of the calendar year is not a withdraw record)	Number of degree/certificate seeking students who did not complete calendar year and withdrew from your institution (i.e., no completion record and the last enrollment record at the end of the calendar year is a withdraw record)
<b>Academic level ⓘ</b> <b>UNDERGRADUATE STUDENTS</b> For students in both undergraduate and graduate categories, classify as a graduate student	Number	Number	Number	Number
<b>Academic level ⓘ</b> <b>GRADUATE STUDENTS</b> For students in both undergraduate and graduate categories, classify as a graduate student	Number	Number	Number	Number
<b>Pell grant status (undergraduates only) ⓘ</b> <b>PELL GRANT RECIPIENTS</b> Designate the student as a Pell grant recipient if the student was a Pell grant recipient at any time within the applicable reporting period	Number	Number	Number	Number
<b>Pell grant status (undergraduates only) ⓘ</b> <b>NON-PELL GRANT RECIPIENTS</b> Designate the student as a Pell grant recipient if the student was a Pell grant recipient at any time within the applicable reporting period	Number	Number	Number	Number
<b>Enrollment intensity ⓘ</b> <b>PART-TIME</b> For students who had multiple enrollment intensities, classify as full-time	Number	Number	Number	Number
<b>Enrollment intensity ⓘ</b> <b>FULL-TIME</b> For students who had multiple enrollment intensities, classify as full-time	Number	Number	Number	Number

Calendar year 2019: Enrollment status for all degree/certificate seeking students ⓘ



## c) Complete the following table

This table provides a historical comparison point for the current reporting period and since it is historical information it does not have to be updated on an annual basis. Institutions should submit responses in the early 2022 data collection process. However, if institutions need more time, they can submit responses in the early 2023 data collection process

	Number of degree/certificate seeking students enrolled during the calendar year	Number of degree/certificate seeking students who completed a program at your institution during the calendar year	Number of degree/certificate seeking students who did not complete calendar year but were still enrolled at your institution (i.e., last enrollment record at the end of the calendar year is not a withdraw record)	Number of degree/certificate seeking students who did not complete calendar year and withdrew from your institution (i.e., no completion record and the last enrollment record at the end of the calendar year is a withdraw record)
<b>Academic level ⓘ</b> <b>UNDERGRADUATE STUDENTS</b> For students in both undergraduate and graduate categories, classify as a graduate student	Number	Number	Number	Number
<b>Academic level ⓘ</b> <b>GRADUATE STUDENTS</b> For students in both undergraduate and graduate categories, classify as a graduate student	Number	Number	Number	Number
<b>Pell grant status (undergraduates only) ⓘ</b> <b>PELL GRANT RECIPIENTS</b> Designate the student as a Pell grant recipient if the student was a Pell grant recipient at any time within the applicable reporting period	Number	Number	Number	Number
<b>Pell grant status (undergraduates only) ⓘ</b> <b>NON-PELL GRANT RECIPIENTS</b> Designate the student as a Pell grant recipient if the student was a Pell grant recipient at any time within the applicable reporting period	Number	Number	Number	Number
<b>Enrollment intensity ⓘ</b> <b>PART-TIME</b> For students who had multiple enrollment intensities, classify as full-time	Number	Number	Number	Number
<b>Enrollment intensity ⓘ</b> <b>FULL-TIME</b> For students who had multiple enrollment intensities, classify as full-time	Number	Number	Number	Number

- 10) Provide the unduplicated count of students who were enrolled at least once as a degree/certificate seeking student within the reporting period and their enrollment status at the end reporting period. The three statuses (completed, withdrawn, and still enrolled) need to add up to the total number of students enrolled.

### Calendar year 2021: Enrollment status for all degree/certificate seeking students

a) Complete the following table for the applicable reporting period

	Number of degree/certificate seeking students	Number of degree/certificate seeking students who completed a program at your institution during the reporting period	Number of degree/certificate seeking students who did not complete during the reporting period but were still enrolled at your institution (i.e., last enrollment record at the end of the reporting period is not a withdraw record)	Number of degree/certificate seeking students who did not complete and withdrew from your institution (i.e., no completion record during the reporting period and the last enrollment record at the end of the reporting period is a withdraw record)
Race/ethnicity (IPEDS categories) ⓘ <b>AMERICAN INDIAN OR ALASKA NATIVE</b>	Number	Number	Number	Number
Race/ethnicity (IPEDS categories) ⓘ <b>ASIAN</b>	Number	Number	Number	Number
Race/ethnicity (IPEDS categories) ⓘ <b>BLACK OR AFRICAN AMERICAN</b>	Number	Number	Number	Number
Race/ethnicity (IPEDS categories) ⓘ <b>HISPANIC/LATINO</b>	Number	Number	Number	Number
Race/ethnicity (IPEDS categories) ⓘ <b>NATIVE HAWAIIAN OR OTHER PACIFIC ISLANDER</b>	Number	Number	Number	Number
Race/ethnicity (IPEDS categories) ⓘ <b>WHITE</b>	Number	Number	Number	Number
Race/ethnicity (IPEDS categories) ⓘ <b>TWO OR MORE RACES</b>	Number	Number	Number	Number
Race/ethnicity (IPEDS categories) ⓘ <b>RACE/ETHNICITY UNKNOWN</b>	Number	Number	Number	Number
Race/ethnicity (IPEDS categories) ⓘ <b>NONRESIDENT ALIEN</b>	Number	Number	Number	Number



## Calendar year 2020: Enrollment status for all degree/certificate seeking students ⓘ

## b) Complete the following table

This table provides a historical comparison point for the current reporting period and since it is historical information it does not have to be updated on an annual basis. Institutions should submit responses in the early 2022 data collection process. However, if institutions need more time, they can submit responses in the early 2023 data collection process

	Number of degree/certificate seeking students enrolled during the calendar year	Number of degree/certificate seeking students who completed a program at your institution during the calendar year	Number of degree/certificate seeking students who did not complete calendar year but were still enrolled at your institution (i.e., last enrollment record at the end of the calendar year is not a withdraw record)	Number of degree/certificate seeking students who did not complete calendar year and withdrew from your institution (i.e., no completion record and the last enrollment record at the end of the calendar year is a withdraw record)
Race/ethnicity (IPEDS categories) ⓘ AMERICAN INDIAN OR ALASKA NATIVE	Number	Number	Number	Number
Race/ethnicity (IPEDS categories) ⓘ ASIAN	Number	Number	Number	Number
Race/ethnicity (IPEDS categories) ⓘ BLACK OR AFRICAN AMERICAN	Number	Number	Number	Number
Race/ethnicity (IPEDS categories) ⓘ HISPANIC/LATINO	Number	Number	Number	Number
Race/ethnicity (IPEDS categories) ⓘ NATIVE HAWAIIAN OR OTHER PACIFIC ISLANDER	Number	Number	Number	Number
Race/ethnicity (IPEDS categories) ⓘ WHITE	Number	Number	Number	Number
Race/ethnicity (IPEDS categories) ⓘ TWO OR MORE RACES	Number	Number	Number	Number
Race/ethnicity (IPEDS categories) ⓘ RACE/ETHNICITY UNKNOWN	Number	Number	Number	Number
Race/ethnicity (IPEDS categories) ⓘ NONRESIDENT ALIEN	Number	Number	Number	Number

## Calendar year 2019: Enrollment status for all degree/certificate seeking students ⓘ

## c) Complete the following table

This table provides a historical comparison point for the current reporting period and since it is historical information it does not have to be updated on an annual basis. Institutions should submit responses in the early 2022 data collection process. However, if institutions need more time, they can submit responses in the early 2023 data collection process

	Number of degree/certificate seeking students enrolled during the calendar year	Number of degree/certificate seeking students who completed a program at your institution during the calendar year	Number of degree/certificate seeking students who did not complete calendar year but were still enrolled at your institution (i.e., last enrollment record at the end of the calendar year is not a withdraw record)	Number of degree/certificate seeking students who did not complete calendar year and withdrew from your institution (i.e., no completion record and the last enrollment record at the end of the calendar year is a withdraw record)
Race/ethnicity (IPEDS categories) ⓘ AMERICAN INDIAN OR ALASKA NATIVE	Number	Number	Number	Number
Race/ethnicity (IPEDS categories) ⓘ ASIAN	Number	Number	Number	Number
Race/ethnicity (IPEDS categories) ⓘ BLACK OR AFRICAN AMERICAN	Number	Number	Number	Number
Race/ethnicity (IPEDS categories) ⓘ HISPANIC/LATINO	Number	Number	Number	Number
Race/ethnicity (IPEDS categories) ⓘ NATIVE HAWAIIAN OR OTHER PACIFIC ISLANDER	Number	Number	Number	Number
Race/ethnicity (IPEDS categories) ⓘ WHITE	Number	Number	Number	Number
Race/ethnicity (IPEDS categories) ⓘ TWO OR MORE RACES	Number	Number	Number	Number
Race/ethnicity (IPEDS categories) ⓘ RACE/ETHNICITY UNKNOWN	Number	Number	Number	Number
Race/ethnicity (IPEDS categories) ⓘ NONRESIDENT ALIEN	Number	Number	Number	Number

FTE Positions



Accreditor Approval



- 12) Did your institution receive approval from your primary accreditor to offer distance education after the start of the national emergency?
- a) Did your institution receive temporary approval from your primary accreditor to offer distance education?

Yes

No
- b) Did your institution receive permanent approval from your primary accreditor to offer distance education?

Yes

No
- c) Provide the name of your institution’s primary accreditor that provided temporary and/or permanent approval

Middle States Commission on Higher Education
- d) Are you accredited by an agency that does not have distance education within its scope of recognition and therefore relied on COVID-19 flexibilities to offer distance education?

Yes

No



